

# *HIKVISION EUROPE*

## Monthly External Technical Newsletter

### CONTENTS

---

New Firmware / Software Release  
Product Change / FAQ / Tool Chart  
Technical Video Update

Jan 2020

- New Firmware / Software Release
  - [H5 Platform IP Camera V5.5.86](#)
  - [R7 Platform PTZ Camera V5.6.15](#)
  - [Fingerprint Terminal V1.2.3](#)
  - [Hik-Connect V4.0.0](#)
  - [SADP Tool\(Windows\) V3.0.2.4](#)
  - [Lens Selection Tool V2.0.3.2](#)
  - [Storage and Network Calculator \(Online\)](#)
  - [Hikvision Online Intercom Designer\(Online\)](#)
- Product Change Notification
  - [DS-2CD35X5G0 & DS-2CD25XXFWD IP Cameras](#)
  - [DS-2CD30X5G0 IP Cameras](#)
  - [DS-2CD5AXXG0, 7AXXG0 IP Cameras](#)
  - [DS-2CD2HXX IP Cameras](#)
- FAQ / Tool Chart/ Technical Video Update
  - [Hikvision Explains Live Training Videos](#)
  - [How-to Videos on YouTube](#)

## H5 Platform IP Camera V5.5.86

The latest V5.5.86 firmware build 191204 for H5 Platform IP Camera has been released.

### Compatible Models

iDS-2CD8146G0-IZS

### Optimized Features

1. Support ehome 5.0(ISUP 5.0)
2. Support onvif 18.12 protocol

For more details please refer to the release note.

### Location

You can find the firmware and release note on Portal:

[http://www.hikvisioneurope.com/portal/?dir=portal/Technical%20Materials/00%20%20Network%20Camera/00%20%20Product%20Firmware/H5%20%28DS-2CD8146%29/V5.5.86\\_Build191204](http://www.hikvisioneurope.com/portal/?dir=portal/Technical%20Materials/00%20%20Network%20Camera/00%20%20Product%20Firmware/H5%20%28DS-2CD8146%29/V5.5.86_Build191204)



## R7 Platform PTZ Camera V5.6.15

The latest V5.6.15 firmware build 191211 for R7 Platform IP Camera has been released.

### Compatible Models

DS-2DE3AX04IW-DE, DS-2DE4XX5IW-DE,  
DS-2DE5XXXIW-AE, DS-2DE2XXXIW-DE3/W Series

### Optimized Features

1. Hardware update, switching new wifi module.  
DS-2DE2204IW-DE3/W  
DS-2DE2402IW-DE3/W
2. Fixed the issue that when the preview mode of Hik-Connect platform is switched to HD, the encoding parameters of the main stream are modified.
3. Fixed the issue that the 3A device is noisy when the Two-way Audio is enabled on the Hik-Connect client of the iOS system.

For more details please refer to the release note.

### Location

You can find the firmware and release note on Portal:

[http://www.hikvisioneurope.com/portal/?dir=portal/Technical%20Materials/01%20%20PTZ%20Camera/00%20%20Product%20Firmware/R7%20series%28DS-2DExxxW%2CDS-2DFxxxW%29/Baseline%20Firmware\\_IPD\\_R7/V5.6.15\\_Build191211](http://www.hikvisioneurope.com/portal/?dir=portal/Technical%20Materials/01%20%20PTZ%20Camera/00%20%20Product%20Firmware/R7%20series%28DS-2DExxxW%2CDS-2DFxxxW%29/Baseline%20Firmware_IPD_R7/V5.6.15_Build191211)



## Fingerprint Terminal V1.2.3

New firmware version of Fingerprint Terminal V 1.2.3 Build191120 has been released

### Compatible Models

DS-K1T804 Series

### New Features

1. Improve the compatibility with Hik-Central Professional platform software.

Note: If you upgrade ARM firmware from v1.1.x. Don't reboot device directly! Choose restore all after upgrade.

For more details please refer to the release note.

### Location

You can find the firmware and release note on Portal:

[http://www.hikvisioneurope.com/portal/?dir=portal/Technical%20Materials/06%20%20Access%20Control/00%20%20Product%20Firmware/Terminal/DS-K1T804/V1.2.3\\_build191120](http://www.hikvisioneurope.com/portal/?dir=portal/Technical%20Materials/06%20%20Access%20Control/00%20%20Product%20Firmware/Terminal/DS-K1T804/V1.2.3_build191120)



## Hik-Connect V4.0.0

New version of Hik-Connect V4.0.0 has been released.

### New Features

1. Simplified the procedure for retrieving the admin password of NVR/DVR.
2. Supports displaying two pictures (one in optical mode, another in thermal mode) on the details page of the alarm notifications from thermal binoculars.
3. Supports managing facial data of the DeepinMind servers on the same LAN with the phone or tablet

### Optimized Features

1. Optimized user interface design and visual design
2. (iOS) Supports viewing the pictures and video files saved in the Pictures and Videos page in landscape mode.
3. Optimized the display of partitions on the device details page of the Pyronix security control panel.
4. Optimized the playback functionality

For more details please refer to the release note.

### Location

You can find the firmware and release note on Portal:

For IOS: App Store


For Android:

1. Access to the domain directly: <https://www.me-app.net/HikvisionAppStore>

2. Enter Support-Tools-Hikvision App Store Through the official website

<http://www.hikvision.com/en>

3. Scans the app download QR code in the equipment packaging box / QSG/ local GUI of the device.



## SADP Tool (Windows) V3.0.2.4

The latest Hikvision SADP Tool V3.0.2.4 for Windows has been released.

### New Features

1. Newly support search function, support fuzzy search.
2. Newly support for Chinese and English language switching.
3. Unbind function supports region modify, you can switch between Russia and Other regions.

For more details please refer to the release note.

### Location

You can find the firmware and release note on Portal:

<http://www.hikvisioneurope.com/portal/?dir=portal/Technical%20Materials/11%20%20Software/00%20%20Software%20Tool%20Package/01%20%20%20SADP%20Tools/V3.0.2.4>

You can also download the software from official website of Hikvision:

<https://www.hikvision.com/en/support/tools/desktop-tools/>



SADP

## Lens Selection Tool V2.0.3.2

The latest Hikvision Lens Selection Tool V2.0.3.2 has been released.

### New Features

1. Newly support Corridor mode, click to enable/disable corridor.
2. Newly support Google Key application description.
3. Modify the default description of the custom area.
4. Increase the sensor size setting when adding a custom camera.
5. Newly support to modify the pixel density, area color and description of the custom area.
6. Newly support the configuration of detect and update prompts when the software starts for the first time.
7. Optimize the calculation method of the pixel density value of the near and far scenes, so that it is closer to the common computing habits of the customers.
8. Translation optimization, the name of the imported background image was changed to Import Floorplan.
9. Fixed the issue of losing custom camera after restarting the software.

For more details please refer to the release note.

### Location

You can find the Firmware and Release Notes on Portal:

<http://www.hikvisioneurope.com/portal/?dir=portal/Technical%20Materials/11%20%20Software/00%20%20Software%20Tool%20Package/08%20%20%20Lens%20Selection%20Tool/Lens%20Selection%20V2.0.3.2>

You can also download from Hikvision official website:

<https://www.hikvision.com/en/support/tools/desktop-tools/>



Lens Selection



## Storage and Network Calculator (Online)

The new Storage and Network Calculator tool (online) is released.

### Key Features

1. Move the position of Encoding Mode up, located between the Channel Number and Resolution.
2. Automatically match the corresponding recommended bit rate according to the set resolution and encoding mode.
3. Scene Complexity is no longer supported.
4. Support to modify the coding parameters again after adding the channel.
5. Bandwidth supports displaying 2 digits after the decimal point.

### Location

You can find the tool on official website:

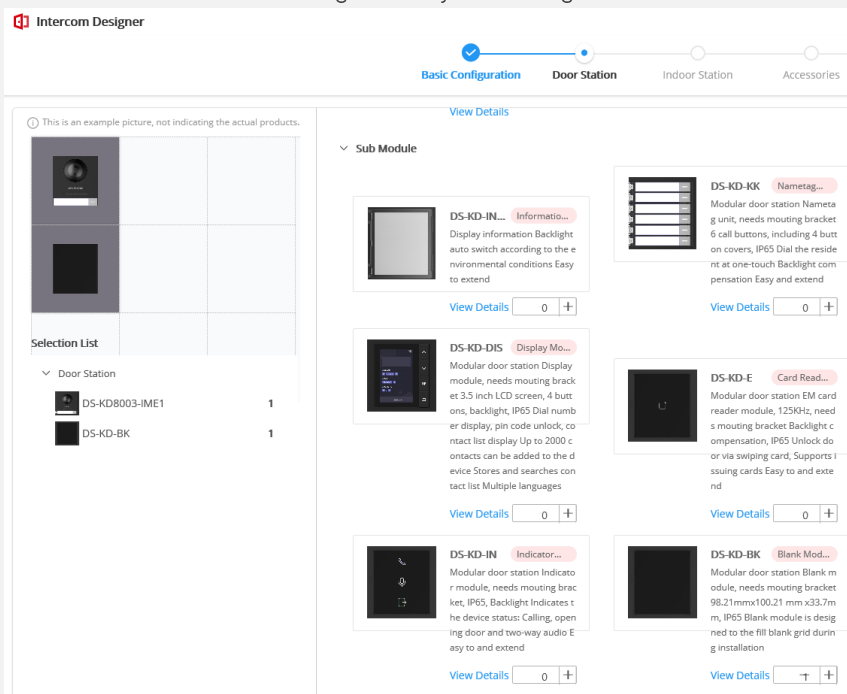
<https://tools.hikvision.com/calculatorTool/index.html#/>



Storage and Network

## Hikvision Online Intercom Designer (Online)

We are happy to announce that the first version Hikvision Intercom Designer is finally launched. The web based configurator allows you to easily build a system solution of any size while guiding you with the additional accessories that might be needed. At the end the product list can be exported in a PDF form with custom logo and system diagram.



### Location

You can use the tool on official website of Hikvision:


<https://tools.hikvision.com/intercomDesigner/#/>

DS-2CD35X5G0 & DS-2CD25XXFWD IP Camera

Reason of Change

Add adjust tool of lens.

Description of Change

Change Before	Change After
No adjust tool	 Add adjust tool

DS-2CD30X5G0 IP Cameras

Reason of Change

Add a desiccant in PE plastic bag.

Description of Change

Change Before	Change After
	

DS-2CD5AXXG0,7AXXG0 IP Camera

Reason of Change

Use silica gel plug to plug or rebuild the mould to plug the outer front hull hole and add 2 drain holes.

Description of Change



Change Before	Change After
	

DS-2CD2HXX IP Cameras

Reason of Change

Add an outlet on the IR cover.

Description of Change

Change Before	Change After
	 Add Outlet



## Hikvision Explains Live Training Videos

### New Villa Station Solution

#### Main Content

- ✓ Product Introduction
- ✓ Hardware Design Introduction
- ✓ Installation & Maintenance
- ✓ Functional Testing
- ✓ Internal Compatibility
- ✓ External Compatibility
- ✓ Technical Materials Checklist
- ✓ Conclusion



#### Background

The 2nd generation of villa door station is a logical evolve of the 1st generation intercoms



#### Location

You can find the training video playback via below link:

<https://player.vimeo.com/video/383713007>

## How-to Videos on YouTube

Playlist	No.	Video	URL
iVMS 4200	1	How to Reset Password Using iVMS 4200 V3.1	<a href="https://youtu.be/BNLTsIYjug4">https://youtu.be/BNLTsIYjug4</a>
	2	How to Change Password Using iVMS 4200 V3.1	<a href="https://youtu.be/xTph74yEhVg">https://youtu.be/xTph74yEhVg</a>
	3	How to Configure Auto Switch in Live View on iVMS 4200	<a href="https://youtu.be/tluTEGfMVZE">https://youtu.be/tluTEGfMVZE</a>
Batch Tool 3.1	4	How to Add Device in Batch Tool	<a href="https://youtu.be/LEr2fUsXDFs">https://youtu.be/LEr2fUsXDFs</a>
Hik Connect	5	How to Add Wi Fi Camera to Hik Connect Account	<a href="https://youtu.be/dwNwLXplTol">https://youtu.be/dwNwLXplTol</a>
Thermal Camera	6	How to Configure Temperature Measurement of Thermal Camera 2019	<a href="https://youtu.be/G1RUh_lfy5Q">https://youtu.be/G1RUh_lfy5Q</a>

END

#### THANK YOU!

In case you have any questions regarding the content of this newsletter, please address it to [product.eu@hikvision.com](mailto:product.eu@hikvision.com).