

FD8134 Re-focus the lens

Maintenance Handbook

Table


1 、 Procedure.....	2
1.1 Requirements	2
1.2 Procedure.....	2

1、Procedure

1.1 Requirements

<a> Screwdriver

1.2 Procedure



Step1


Push the spring mortises on both sides of top housing to separate the top housing and body.



Step 2

Remove the Lens hood.






Step 3

Remove two screws on LED board and pull out the LED board from the Lens module.

Step 4

Adjust the focus of the lens.



Step 5

Combine LED board and lens module by board-to-board connector.



Step 6

Lock the LED board with two screws.



Step 7

Put the Lens hood on the body.



Step 8

Assemble the top housing and body.